


Air Conditioning and Refrigeration



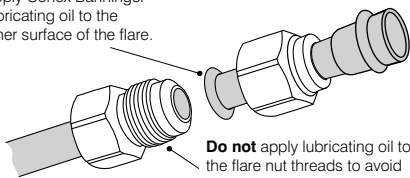
Installing a >B< MaxiPro female flare connector to a male flare connector.

Make the flare connection prior to pressing the >B< MaxiPro joint. If this is not possible care must be taken to prevent rotational forces being applied to the pressed joint.

Align the centres of both flares and tighten the flares by hand (see Fig. 1 for copper flare and Fig. 2 for stainless flare with copper washer). Then fully tighten using spanner and torque wrench (see Fig. 3) to the torque values set out in the table. **Do not over tighten.**

Apply Conex Bänninger lubricating oil*

Apply Conex Bänninger lubricating oil to the inner surface of the flare.

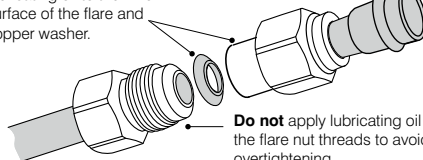


Do not apply lubricating oil to the flare nut threads to avoid overtightening.

Fig. 1 Copper flare.

Apply Conex Bänninger lubricating oil*

Apply Conex Bänninger lubricating oil to the inner surface of the flare and copper washer.



Do not apply lubricating oil to the flare nut threads to avoid overtightening.

Fig. 2 Stainless flare with copper washer.

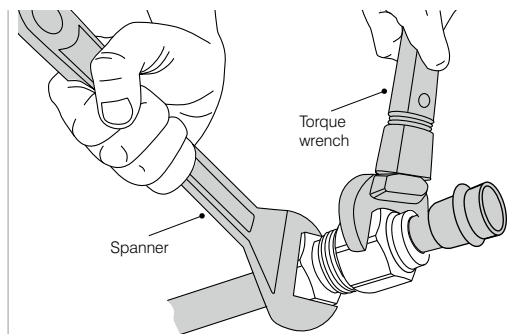


Fig. 3 Tighten joint using torque wrench.

*Note: A compatible refrigerant oil may be used if Conex Bänninger lubricating oil is not available.

Size	Tightening Torque (Nm)
1/4" (6.35)	14-18
3/8" (9.52)	33-42
1/2" (12.70)	50-62
5/8" (15.88)	63-77
3/4" (19.05)	90-110

Conex | Bänninger

Conex | Bänninger
>B< Press

Conex | Bänninger
>B< Press Gas

Conex | Bänninger
>B< Press Solar

Conex | Bänninger
>B< Press XL

Conex | Bänninger
>B< Press Carbon

Conex | Bänninger
>B< Press Inox

Conex | Bänninger
>B< MaxiPro

Conex | Bänninger
>B< ACR

K65®

Conex | Bänninger
>B< Push

Conex | Bänninger
>B< Flex

Conex | Bänninger
>B< Oyster

Conex | Bänninger
>B< Sonic

Conex | Bänninger
Triflow Solder Ring

Conex | Bänninger
Delcop End Feed

Conex | Bänninger
Delbraze

Conex | Bänninger
Medical Gas

Conex | Bänninger
Valves

Conex | Bänninger
Conex Compression

Conex | Bänninger
Series 3000

Conex | Bänninger
Series 4000

Conex | Bänninger
Series 5000

Conex | Bänninger
Series 8000

Conex | Bänninger
OEM



United Kingdom
Conex Universal Limited

Germany
IBP GmbH

Spain
IBP Atcosa SL

France
Conex Bänninger SRL

Italy
IBP Bänninger Italia srl

Poland Sales, Marketing and Logistics
IBP Instal fittings Sp z.o.o.

USA
IBP Group LLC

China
IBP China

Tel: +44 (0)121 557 2831 | Fax: +44 (0)121 557 0185 | Email: salesuk@ibpgroup.com | Website: www.conexbanninger.com

The content of this publication is for general information only. It is the user's responsibility to determine suitability of any product for the purpose intended and reference should be made to our Technical Department if clarification is required. In the interests of technical development we reserve the right to change specification, design and materials without notice.

Conex Bänninger products are approved by numerous Standards Authorities and Certification Bodies. For more details on this product range, please email our technical team: technical@ibpgroup.com This is a representation of the full range from Conex Universal Ltd. IBP trademarks are registered in numerous countries.