Conex | Bänninger
Valves

BSSX Series Static Balancing Valves
PN25 Screw End

Features and Benefits:

- Bronze body material, corrosion resistant.
- Shut off zero leakage, safe and reliable.
- Y type body design, higher flow rate, 15~20% more than T type.
- Lockable position, avoids errors operation.
- Variable orifice body, accurate regulation, easy for pre-setting and reduces commissioning costs.
- Pressure tapping points available for different flow testing equipment.

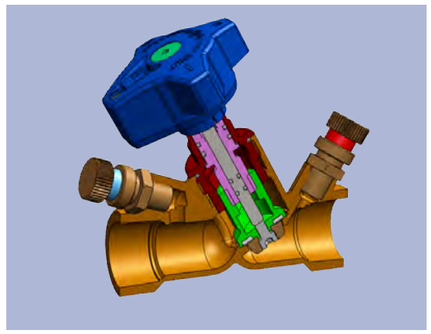

Static Balancing Valve - BSSX

NO	Size	DN	L	H	Weight (kg)	Europe Code	Other Code
21171020008	1/2"	15	100	119	0.55	D0015DTBSHMSRE	D0015DTBSHMSRO
21171030008	3/4"	20	100	119	0.70	D0020DTBSHMSRE	D0020DTBSHMSRO
21171040003	1"	25	113	123	0.80	D0025DTBSHMSRE	D0025DTBSHMSRO
21171050003	1 1/4"	32	117	133	1.00	D0032DTBSHMSRE	D0032DTBSHMSRO
21171060003	1 1/2"	40	131	140	1.30	D0040DTBSHMSRE	D0040DTBSHMSRO
21171070002	2"	50	150	152	1.75	D0050DTBSHMSRE	D0050DTBSHMSRO

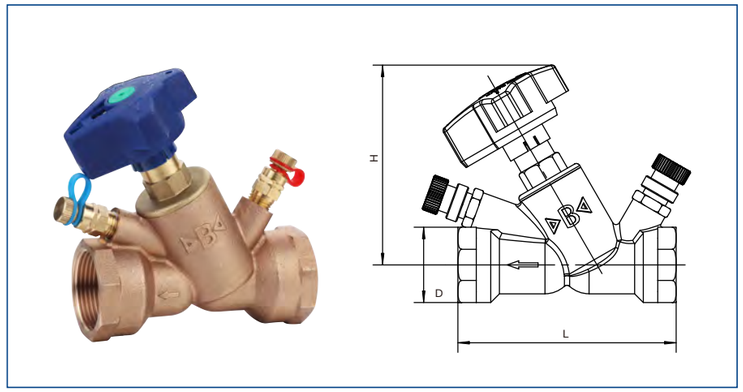

Technical Data:
Size: DN15～DN50(1/2″ ～2″)
Nominal pressure: PN 25
Temperature range: -10°C ~ 120°C
Max working pressure: 25 bar
Minimum shell test pressure: 37.5 bar
Minimum seat test pressure: 27.5 bar
Suitable for: Water, Glycol, etc.

Applicable Standards:
Product standard: BS 7350: 1990
Connection standard: BS EN 10226–1
Pressure test standard: BS EN 12266-2003

Materials Specifications

No.	Component	Material
1	Handwheel	PA6
2	Memory Device	Stainless Steel
3	Stem	Brass CW617N
4	Bonnet	Brass CW617N
5	Disc	Brass CW617N
6	Sealing Ring	Rubber EPDM
7	Test Point	Brass CW617N
8	Balancing Cone	Brass CW617N
9	Body	Bronze EN1982CC491K

KV Value (DN15 - DN50)

Turns	DN15	DN20	DN25	DN32	DN40	DN50
0.5	0.54	0.93	1.39	2.21	3.46	7.20
1.0	0.72	1.14	2.05	2.97	4.29	8.60
1.5	0.82	1.61	2.76	4.13	5.29	10.26
2.0	0.90	2.34	3.83	5.60	6.44	12.41
2.5	1.22	3.55	4.99	7.28	8.03	13.42
3.0	1.75	4.70	6.14	8.89	9.61	15.47
3.5	2.26	5.26	7.17	9.99	11.34	16.74
4.0	2.68	5.68	7.77	10.83	12.75	17.29
4.5	3.01	5.76	7.99	11.46	14.29	19.94
5.0	*	*	*	11.91	15.26	20.86
5.5	*	*	*	*	16.26	22.99
6.0	*	*	*	*	*	23.95
6.5	*	*	*	*	*	24.96
7.0	*	*	*	*	*	*

* means not available

Kv turns pre-setting processing

Method as below: (Take 2.5 turns for example.)

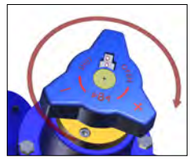

A) Turn the wheel to position 0: the valve is fully closed.



B) Open the valve until the two marking zones reach respectively position 2 & 5: the sealing disc is opened at 2.5 turns.



C) Take off the green cap on the handwheel. Using a 4mm Allen key turn the memory device clockwise until it stops, the maximum opening position is set to 2.5 turns.



D) Put back the green cap. Pre-setting is done.

*Conex|Bänninger products are approved by numerous Standards Authorities and Certification Bodies. For more details on this product range, please email our technical team at: technical@ibpgroup.com.

Conex Universal Limited: Global House, 95 Vantage Point, The Pensnett Estate, Kingswinford, West Midlands DY6 7FT, UNITED KINGDOM.
Tel: +44 (0)121 557 2831 | Fax: +44 (0)121 520 8778 | Email: salesuk@ibpgroup.co.uk | Website: www.ibpgroup.com

This is a representation of the full range from Conex Universal. IBP trade marks are registered in numerous countries.
01/13